



ARTESIAN SPAS





2010 Platinum Class  
Parts Book






	PART NUMBER	DESCRIPTION
	03-1410-52	5" Helix, Inert Roto, SS
	03-1411-52	5" Insert, Mssg SS
	03-0532-03	2.75" Euro Cyclone, silver
	03-1110-52	2" Helix Direct, SS
	03-1210-52	3" Helix, Roto, SS Custom
	03-1510-52	Whirlpool, SS
	05-0010-48	Ozone / Drain Jet, Grey

	PART NUMBER	DESCRIPTION
	03-1200-52	3" Jet Body
	03-1100-52	2" Jet Body
	03-0500-03	Body, Euro Cyclone
	03-0505-03	Nut, Euro Cyclone
	03-0510-03	Compression Ring, Euro Cyclone
	03-0515-03	Gasket, Euro Cyclone
	03-1400-52	5" Jet Body
	03-1500-52	5" Whirlpool Body




JET DESCRIPTION		CYPRESS POINT	PACIFIC DUNES	SHADOW MOUNTAIN	BEAR CREEK	RIVER RIDGE
03-1510-52 Whirlpool		1	1	0	0	1
03-1411-52 5" Insert, Mssg SS		0	2	2	0	0
03-1410-52 5" Helix, Inert Roto, SS		14	10	10	12	8
03-1210-52 3" Helix Roto		0	4	0	0	0
03-1110-52 2" Helix Direct, SS		2	2	2	2	6
03-0531-03 2.75" Euro Cyclone		33	31	26	26	30
03-0001-52 Jet Floor Sweeper		1	1	1	1	1
05-0010-48 Ozone / Drain jet		1	1	1	1	1
<b>Total</b>		52	52	42	42	47

<u>Air Controls and Valves</u>		
	PART NUMBER	DESCRIPTION
	21-0079-30	CNTRL, PUMP VFC, GRY, GG
	01-0006-30 01-0001-30 01-0002-30	Air Control, Rocker 1" Helix GG Assist "T" Air Ctrl, 1/2" Socket Assist "T" Nut
	08-0012-52	2" Diverter GRY, CMP
	03-0150-48	LED Pop-up Water Feature




<u>Topside and Labels</u>		
	PART NUMBER	DESCRIPTION
	33-0656-08 11-0042-77 11-0043-77 11-0044-77	TSC, MAY803D, BALBOA, PLATINUM OVERLAY, PLAT 803D, 8-BTTN, 3-P OVERLAY, PLAT 803D, 7-BTTN, 2-P OVERLAY, PLAT 803D, 7-BTTN, 2-XP
	03-0179-30	Control Plate 9" Silver
	11-0040-77	Dome, Logo, Platinum, MAY803D

<u>Electrical Components</u>		
	PART NUMBER	DESCRIPTION
	33-0615-08	MVS504DZ, 5.5 KW Heater, 60HZ
	33-0605-08	MGS504DZ, 2.0 KW, 50HZ
	33-0640-08	BOARD, X-P, 3P-60 HZ, BALBOA
	33-0641-08	Daughter Board Mount, BALBOA
	33-0642-08	BOARD, X-P231, 3P-50HZ, BALBOA
	33-0657-08	TSC, 1-BTN JET 1, BALBOA 52384
	33-0658-08	TSC, 1-BTN JET-2, BALBOA 52385
	11-0048-77	OVERLAY, JETS, 1-BTN, PLATINUM
	33-0643-08	ADAPTER, 2:1 JET, BALBOA 22174

Ozone Components

	PART NUMBER	DESCRIPTION
	02-0005-32	Mazzei Injector White
	25-0011-08	Ozone, CD, 240 V 50/60Hz AMP
	OP25-0151-76	Check Valve Parts Bag

Waterfall Assembly

	PART NUMBER	DESCRIPTION
	03-0169-48	6" Waterfall, Lo-Profile LED
	08-0013-18	On / Off Valve ELL 1" GG
	08-0014-18	On / Off Valve, Straight 1" Silver

	PART NUMBER	DESCRIPTION
	06-0050-48	Filter, Cap - Nature 2
	06-0055-12	Filter, Quali-flo
	06-0006-12	Filter, 50 Sq. Ft. Remay 9 Per Case
	96-0017-00	Nature 2 Cartridge
	05-0001-48	NPT Filter Cartridge Wall Fitting
	05-0002-48	2" Grid
	04-0016-52	Artesian Weir Gate
	26-0250-85	Platinum Class Filter Lid
	11-0211-77	Dome, Artesian, Pillow, Silver

	PART NUMBER	DESCRIPTION
	21-0025-81	Pump, Power Wow 3 MBHP 1 SPD. 60Hz
	21-0027-81	Pump, Power Wow 1.5 MBHP. 1 SPD., 50Hz
	21-0050-81	Pump, 6MPHP 1SPD 230v 56 frame
	21-0081-81	Pump, 3.0HP 1SPD 50HZ
	21-0008-19 21-0004-97 21-0005-71 21-0006-71	Pump, Circulation, Laing e14, Amp Motor Mount, Laing Circulation Pump T-Nut, Laing Circulation Pump LockNut, Laing Circulation Pump
	22-0050-40	Cable, In-Link - HC 1S 15A 240V 4'
	22-0051-40	Cable, In-Link - HC 1S 15A 240V 8'
	22-0055-40	Cable, In-Link - HC 1S 5A 240V 4'

	PART NUMBER	DESCRIPTION
	26-0210-85	Pillow, Lounge
	26-0220-85	Pillow, Foam Lounge Waterfall
	26-0201-85	Pillow, Wrap, Platinum, Grey
	05-0025-52	VGB Suction SS 170GPM

	PART NUMBER	DESCRIPTION
	33-0275-56	Stereo, Poly Planner
	33-0280-56	Pop-up Speakers Grey
	33-0284-56	Marine Sub-woofer
	33-0277-56	Remote, Wireless
	33-0286-56	Wire Harness
	33-0156-56	Spa Side Audio W/Door RMIY
	33-0090-98	Power Supply,240V 50/60Hz
	33-0287-56	Di-Pole Antenna
	33-0278-56	IR Interface IMR 100
	33-0288-56	3.5mm Panel Mount Jack OEM
	33-0274-56	Spa Tunes Stereo
	33-0292-56	5" Speaker Patio Black (Pair)
	33-0294-56	Wire Harness Spa Tunes

Dyna Star Option	PART NUMBER	DESCRIPTION
	35-0008-30	Light Kit 2" LED X 4 LEX, PUC
	35-0010-48	5" Light Housing
	35-0190-48	Light, Hex-Thread 1/2"
	35-0301-10	Small Controller, Daisy Chain
	35-0302-10	12 LED Light
	35-0304-10	Dual RGB LED Daisy Chain Assy.
	35-0305-10	Single LED RGB Daisy Chain Assy.
	35-0306-10	7 LED, 2" Light Daisy Chain
	35-0308-10	5" Chain Jumper
	35-0310-10	Skirt Light, A Logo, Custom



AIRTEL SPAS

PART NUMBER	MODEL	COLOR
45-1010-01 45-1010-02 45-1010-05 45-1010-06 45-1010-11 45-1010-12 45-1010-13 45-1010-14	Cypress Point / Pacific Dunes	Bourbon Charcoal Oxen Walnut Bourbon ProGuard Charcoal ProGuard Oxen ProGuard Walnut ProGuard
45-1012-01 45-1012-02 45-1012-05 45-1012-06 45-1012-11 45-1012-11 45-1012-13 45-1012-14	Bear Creek / River Ridge	Bourbon Charcoal Oxen Walnut Bourbon ProGuard Charcoal ProGuard Oxen ProGuard Walnut ProGuard
45-1014-01 45-1014-02 45-1014-05 45-1014-06 45-1014-11 45-1014-12 45-1014-13 45-1014-14	Shadow Mountain	Bourbon Charcoal Oxen Walnut Bourbon ProGuard Charcoal ProGuard Oxen ProGuard Walnut ProGuard

### Cover Lifts

PART NUMBER	DESCRIPTION
OP99-9101-01	Cover Lift Genie
OP99-9102-01	Cover Lift Rockit
OP99-9120-01	Cover Valet CV-250
OP99-9121-01	Cover Valet CV-400

### Special Order Covers, Cover Skins, Foam Inserts and Cover Locks

Please Call Customer Service Department For Price Availability

P/N	MATERIAL	DESCRIPTION	OVERALL SIZE
47-1010-01	HW Embossed Red	Cypress Point/Pacific Dunes	78-3/4" X 30-1/4"
47-1010-03	HW Embossed Grey	Cypress Point/Pacific Dunes	78-3/4" X 30-1/4"
47-1010-05	HW Embossed Taupe	Cypress Point/Pacific Dunes	78-3/4" X 30-1/4"
47-1010-07	Natural Wood	Cypress Point/Pacific Dunes	78-3/4" X 30-1/4"
47-1010-09	HW Embossed Java	Cypress Point/Pacific Dunes	78-3/4" X 30-1/4"
47-1012-01	HW Embossed Red	Bear Creek/River Ridge	72-7/8" X 30-1/4"
47-1012-03	HW Embossed Grey	Bear Creek/River Ridge	72-7/8" X 30-1/4"
47-1012-05	HW Embossed Taupe	Bear Creek/River Ridge	72-7/8" X 30-1/4"
47-1012-07	Natural Wood	Bear Creek/River Ridge	72-7/8" X 30-1/4"
47-1012-09	HW Embossed Java	Bear Creek/River Ridge	72-7/8" X 30-1/4"
47-1113-01	HW Embossed Red F/B	Shadow Mountain	75-3/4" X 27"
47-1113-02	HW Embossed Red Side	Shadow Mountain	66-3/4" X 27"
47-1113-03	HW Embossed Grey F/B	Shadow Mountain	75-3/4" X 27"
47-1113-04	HW Embossed Grey Side	Shadow Mountain	66-3/4" X 27"
47-1113-05	HW Embossed Taupe F/B	Shadow Mountain	75-3/4" X 27"
47-1113-06	HW Embossed Taupe Side	Shadow Mountain	66-3/4" X 27"
47-1113-07	Natural Wood F/B	Shadow Mountain	75-3/4" X 27"
47-1113-08	Natural Wood Side	Shadow Mountain	66-3/4" X 27"
47-1113-09	HW Embossed Java F/B	Shadow Mountain	75-3/4" X 27"
47-1113-10	HW Embossed Java Side	Shadow Mountain	66-3/4" X 27"

**Please Specify Stain Color When Ordering Wood Panels.**

**Please Call Our Service Department For Price Quotes on The Above Items**

